

**RF Load 300 Watts High Power To 3 GHz Precision N Female**

**Electrical Specifications\***

Description	Min	Typ	Max	Units
Frequency Range	DC		3	GHz
Impedance			50	Ohms
VSWR			1.3:1	
Input Power			300	Watts

\* Values at 25°C, sea level

**Mechanical Specifications**

**Temperature**

Operating Range

-55 to +100 deg C

**Size**

Length

1.63 in [41.4 mm]

Width/Dia.

2 in [50.8 mm]

Height

1.02 in [25.91 mm]

**Connector**

Type

N Female

Body Material and Plating

Brass, Nickel

**Compliance Certifications** (visit [www.FairviewMicrowave.com](http://www.FairviewMicrowave.com) for current document)

RoHS Compliant

Yes

REACH Compliant

06/15/2015

**Plotted and Other Data**

Notes:

- Values at 25 °C, sea level
- Heat Sink Required for Proper Operation, Unit is cooled by conduction to heat sink.

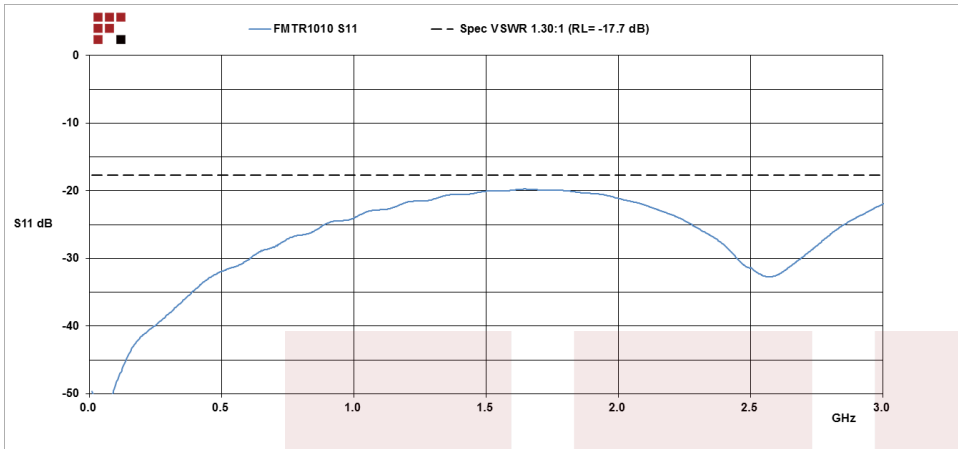


**Features:**

- RF Load Design: Precision
- Connector: N Female
- Connection Method: Standard
- Body Style: Straight

Fairview Microwave  
 1130 Junction Dr. #100  
 Allen, TX 75013  
 Tel: 1-800-715-4396 / (972) 649-6678  
 Fax: (972) 649-6689  
[www.fairviewmicrowave.com](http://www.fairviewmicrowave.com)  
[sales@fairviewmicrowave.com](mailto:sales@fairviewmicrowave.com)

**Typical Performance Data**

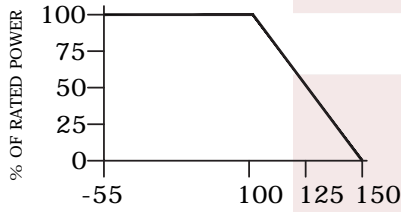
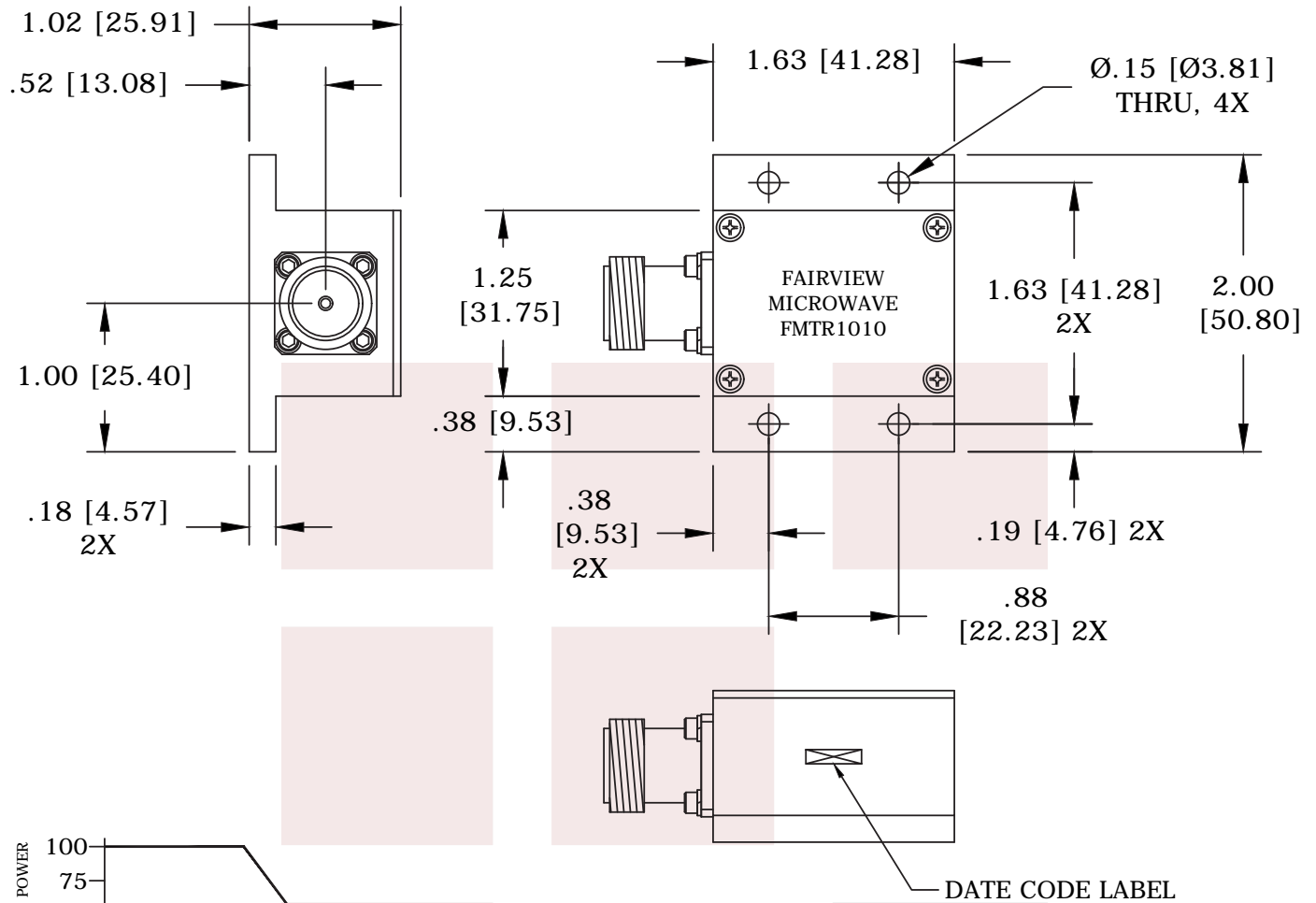


RF Load 300 Watts High Power To 3 GHz Precision N Female from Fairview Microwave is in-stock and available to ship same-day. All of our RF/microwave products are available off-the-shelf from our ISO 9001:2008 certified facilities in Allen, Texas. Fairview Microwave is RF on-demand.

For additional information on this product, please click the following link: [RF Load 300 Watts High Power To 3 GHz Precision N Female FMTR1010](#)

URL: <http://www.fairviewmicrowave.com/rf-load-300-watts-3-ghz-precision-n-female-fmtr1010-p.aspx>

The information contained in this document is accurate to the best of our knowledge and representative of the part described herein. It may be necessary to make modifications to the part and/or the documentation of the part, in order to implement improvements. Fairview Microwave reserves the right to make such changes as required. Unless otherwise stated, all specifications are nominal. Fairview Microwave does not make any representation or warranty regarding the suitability of the part described herein for any particular purpose, and Fairview Microwave does not assume any liability arising out of the use of any part or documentation.



POWER DERATING CURVE

TOLERANCE	.XX ±.02
	.XXX ±.010
	ANG. ± 1/2°

\* THESE DIMENSIONS AND TOLERANCES SUPERSEDE NOTE #1 ON TITLE BLOCK.

\* Heat Sink Required for Proper Operation, Unit is cooled by conduction to heat sink\*

**FAIRVIEW MICROWAVE INC.**  
 ALLEN, TX 75013 WWW.FAIRVIEWMICROWAVE.COM

NOTES:  
 1. UNLESS OTHERWISE SPECIFIED ALL DIMENSIONS ARE NOMINAL.  
 2. ALL SPECIFICATIONS ARE SUBJECT TO CHANGE WITHOUT NOTICE AT ANY TIME.  
 3. DIMENSIONS ARE IN INCHES [mm].

TITLE  RF Load 300 Watts High Power To 3 GHz Precision N Female	DWG NO <b>FMTR1010</b>		CAGE CODE <b>3FKR5</b>		
	CAD FILE 040915	SHEET	SCALE N/A	SIZE A	2233