

**RF Load 2 Watts To 18 GHz Passivated Stainless Steel N Male**

RF termination (also called RF load or dummy load) STN1809 from Fairview Microwave operates from DC to 18 GHz and handles up to 2 Watts (CW). This N termination (or load) has a male gender. STN1809 N load termination offers 1.25:1 max VSWR.

RF terminations / loads are critical passive components in many RF, microwave and millimeter wave systems where signal reflection from unused ports can reduce the signal integrity and can potentially damage the device. By terminating an unused port with a matched load (dummy load), the incident energy will be absorbed with minimal reflection. These radio frequency termination components are commonly used to terminate devices such as couplers, circulators, and switches. Loads / terminations are also widely used in measurement systems to ensure accurate results. Fairview offers a large selection of in-stock RF, microwave and millimeter wave terminations up to 65 GHz with great performance over the entire operating range and with power handling capabilities up to 800 Watts (CW).



**Features:**

- DC to 18 GHz Frequency Range
- VSWR 1.25:1 Max
- Max Power 2 Watts (CW)
- N Male Coaxial Interface

**Applications:**

- Wireless
- SatCom
- Radar Systems
- Test and Measurement
- Commercial and Military Communication

**Electrical Specifications**

Description	Min	Typ	Max	Units
Frequency Range	DC		18	GHz
Impedance		50		Ohms
VSWR			1.25:1	
Input Power (CW) derated linearly to 1W at +125°C			2	Watts
Input Power (Peak) 5µs pulse, 0.05% duty cycle			500	Watts

**Performance by Frequency**

Description	F1	F2	F3	F4	F5	Units
Frequency Range	DC - 12.4	12.4 - 18				GHz
VSWR, Max	1.2:1	1.25:1				

**Mechanical Specifications**

<b>Size</b>	
Length	0.96 in [24.38 mm]
Width	0.83 in [21.08 mm]
Weight	0.08774 lbs [39.8 g]

**Configuration**

Connector	N Male
-----------	--------

Fairview Microwave  
 1130 Junction Dr. #100  
 Allen, TX 75013  
 Tel: 1-800-715-4396 / (972) 649-6678  
 Fax: (972) 649-6689  
[www.fairviewmicrowave.com](http://www.fairviewmicrowave.com)  
[sales@fairviewmicrowave.com](mailto:sales@fairviewmicrowave.com)

**Material Specifications**

Description	Material	Plating
Connector 1 Contact	Beryllium Copper	Gold
Body	Passivated Stainless Steel	
Housing	Passivated Stainless Steel	

**Environmental Specifications**

**Temperature**

Operating Range

-65 to +125 deg C

**Compliance Certifications** (visit [www.FairviewMicrowave.com](http://www.FairviewMicrowave.com) for current document)

RoHS Compliant





Yes

REACH Compliant

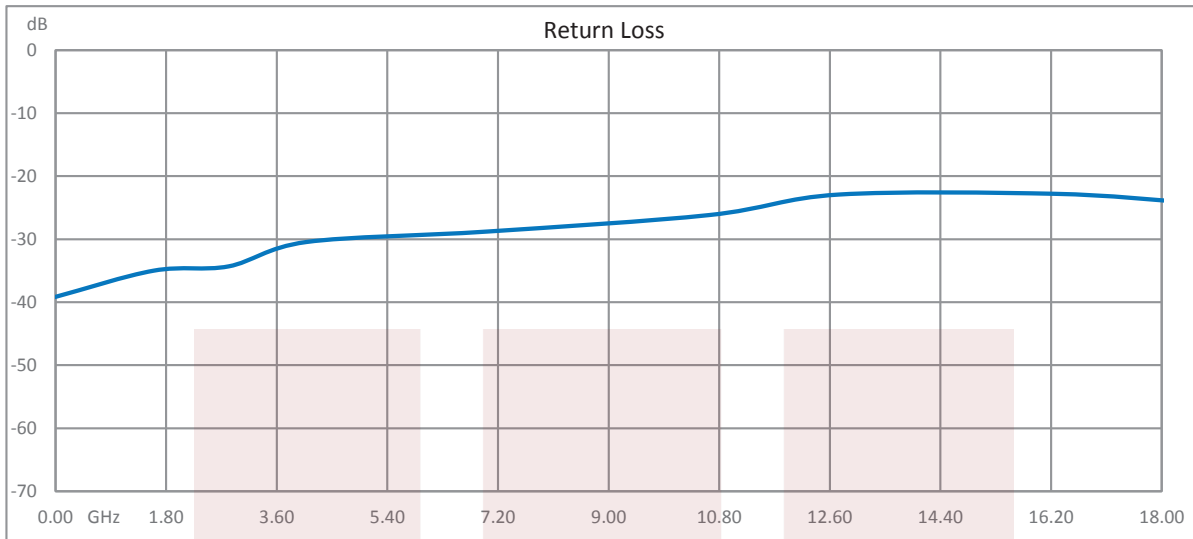
12/17/2015

**Plotted and Other Data**

Notes:



**Typical Performance Data**

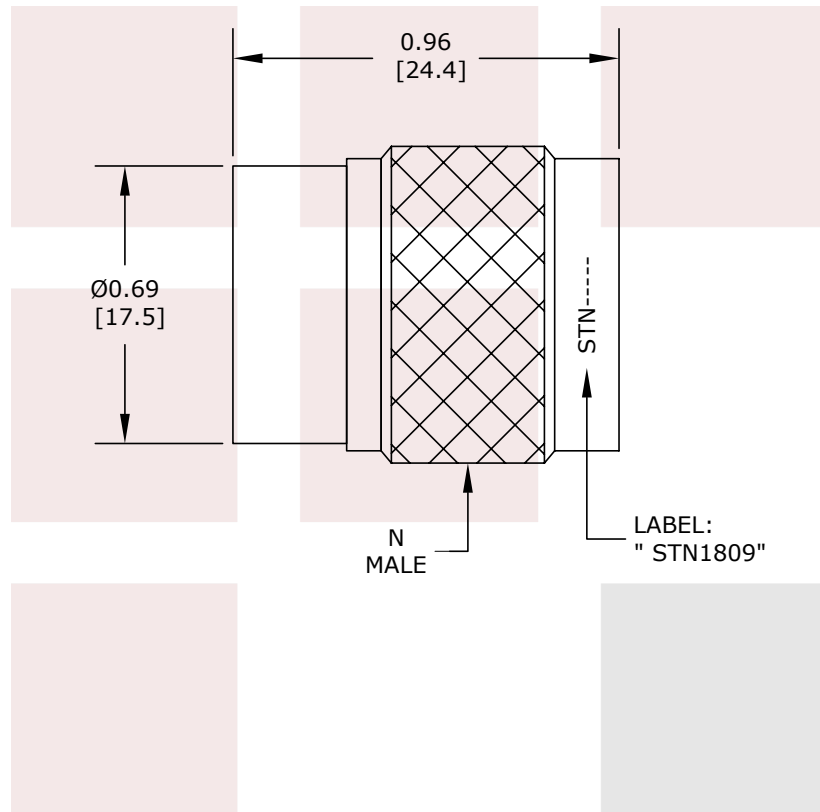


RF Load 2 Watts To 18 GHz Passivated Stainless Steel N Male from Fairview Microwave is in-stock and available to ship same-day. All of our RF/microwave products are available off-the-shelf from our ISO 9001:2008 certified facilities in Allen, Texas. Fairview Microwave is RF on-demand.

For additional information on this product, please click the following link: [RF Load 2 Watts To 18 GHz Passivated Stainless Steel N Male STN1809](#)

URL: <https://www.fairviewmicrowave.com/rf-load-2-watts-18-ghz-n-male-stn1809-p.aspx>

The information contained in this document is accurate to the best of our knowledge and representative of the part described herein. It may be necessary to make modifications to the part and/or the documentation of the part, in order to implement improvements. Fairview Microwave reserves the right to make such changes as required. Unless otherwise stated, all specifications are nominal. Fairview Microwave does not make any representation or warranty regarding the suitability of the part described herein for any particular purpose, and Fairview Microwave does not assume any liability arising out of the use of any part or documentation.



STANDARD TOLERANCES	
.X	±0.05
.XX	±0.03
.XXX	±0.010

\*STANDARD TOLERANCES APPLY ONLY TO DIMENSIONS IN INCHES

<b>FAIRVIEW MICROWAVE INC.</b> ALLEN, TX 75013 WWW.FAIRVIEWMICROWAVE.COM		NOTES: 1. UNLESS OTHERWISE SPECIFIED ALL DIMENSIONS ARE NOMINAL. 2. ALL SPECIFICATIONS ARE SUBJECT TO CHANGE WITHOUT NOTICE AT ANY TIME. 3. DIMENSIONS ARE IN INCHES [mm].			
TITLE RF Load 2 Watts To 18 GHz Passivated Stainless Steel N Male		DWG NO <b>STN1809</b>		CAGE CODE <b>3FKR5</b>	
		CAD FILE 063016	SHEET	SCALE N/A	SIZE A 3045