

Drop-In 90 Degree Hybrid Coupler From 130 MHz to 180 MHz Rated To 800 Watts

The FMCP1033 operates from 130 MHz to 180 MHz and can handle 800 watts of power with 18 dB isolation. The package is 2.65 inch by 2.65 inch package and is attached to the heat sink by two screws. The gold plated leads are soldered to the PCB. This 90 degree hybrid has a VSWR of 1.25:1 and an insertion loss of 0.2 dB.

The FMCP1033 is part of Fairview Microwave's family of 90 degree hybrid couplers in drop-in packages. These couplers feature small drop-in packages that can handle power up to 1000 watts. They are available in both narrow and broad bandwidths. These quadrature hybrids are excellent for any situation to either equally split an input signal into two paths with a 90 degree phase shift between them or to combine two signals while maintaining high isolation between them.



Features:

- 800 watts power
- 18 dB isolation
- 130 MHz to 180 MHz Frequency Range
- Gold plated leads
- 1.25:1 VSWR
- 2.65 inch by 2.65 inch package
- Attach to heat sink by two screws

Electrical Specifications

Description	Min	Typ	Max	Units
Frequency Range	130		180	MHz
Impedance		50		Ohms
Phase Difference		90		Degrees
Insertion Loss			0.2	dB
Isolation	18			dB
VSWR			1.25:1	
Amplitude Balance		0.3		dB
Phase Balance		5		Degrees
Input Power (CW)			800	Watts

Applications:

- Power amplifier
- Mixers
- Power dividers/combiners
- Antenna feeds
- Attenuators
- Switches
- Phase shifters

Mechanical Specifications

Size

Length	2.65 in [67.31 mm]
Width	0.36 in [9.14 mm]
Height	2.65 in [67.31 mm]

Configuration

Mechanical Specification Notes:
Finish per MIL-DTL-5541, Type 2, Rev. F, Class 3

Environmental Specifications

Temperature

Operating Range	-55 to 85 deg C
-----------------	-----------------

Compliance Certifications (visit www.FairviewMicrowave.com for current document)

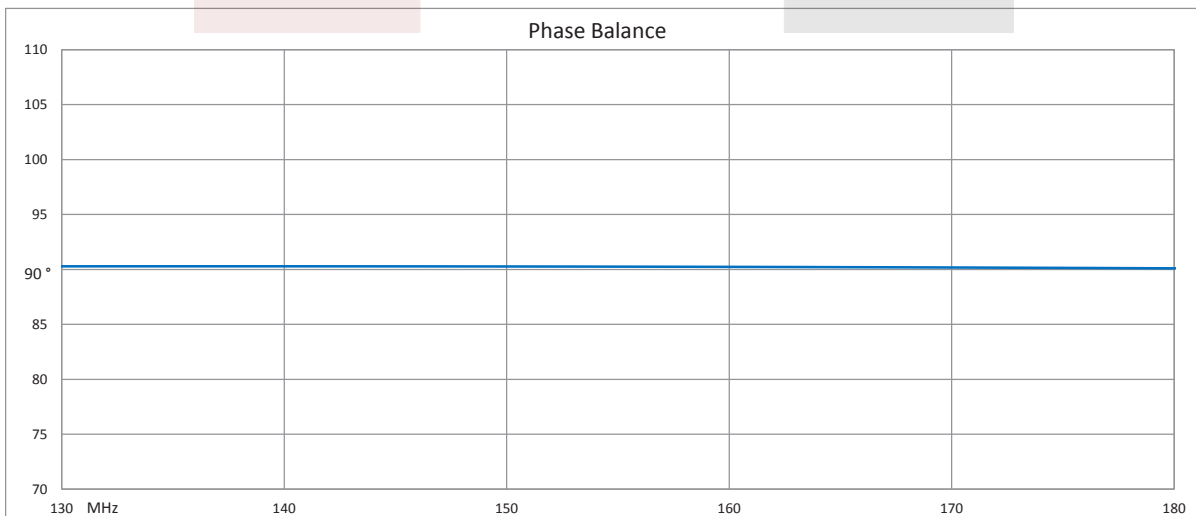
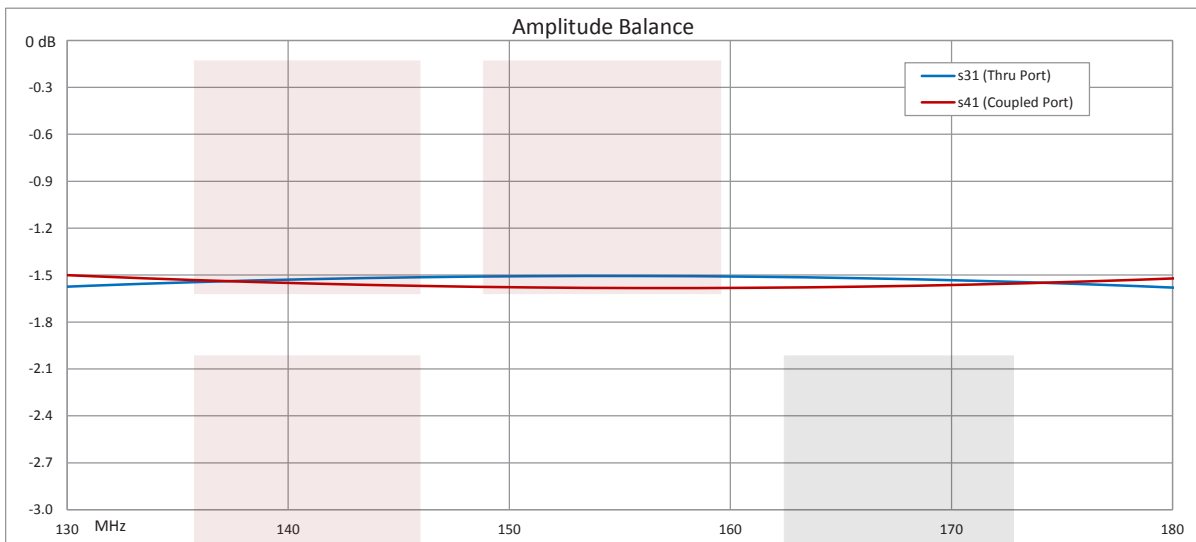
RoHS Compliant	
REACH Compliant	12/17/2014

Plotted and Other Data

Notes:

Fairview Microwave
1130 Junction Dr. #100
Allen, TX 75013
Tel: 1-800-715-4396 / (972) 649-6678
Fax: (972) 649-6689
www.fairviewmicrowave.com
sales@fairviewmicrowave.com

Typical Performance Data



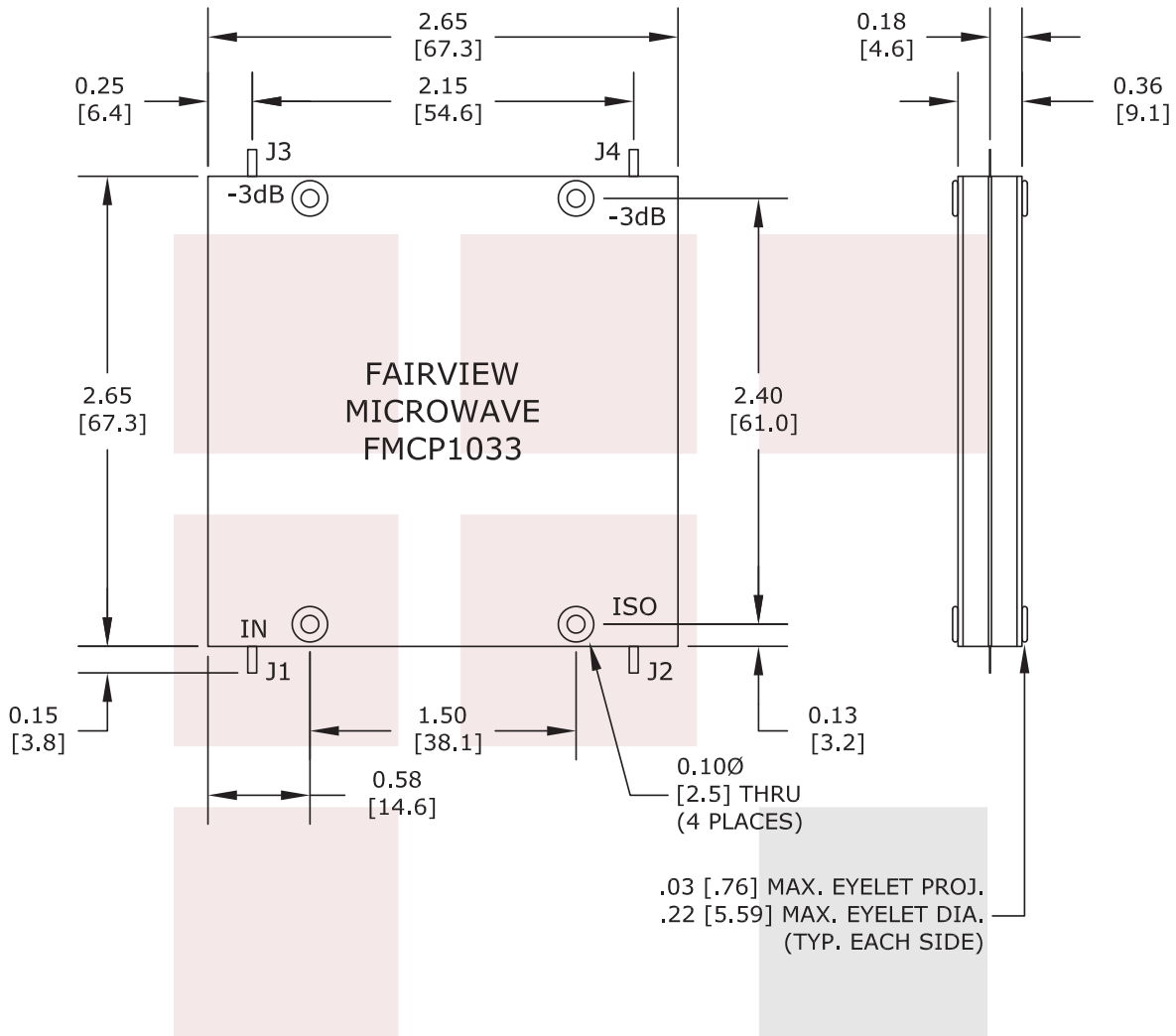
Drop-In 90 Degree Hybrid Coupler From 130 MHz to 180 MHz Rated To 800 Watts from Fairview Microwave is in-stock and available to ship same-day. All of our RF/microwave products are available off-the-shelf from our ISO 9001:2008 certified facilities in Allen, Texas. Fairview Microwave is RF on-demand.

For additional information on this product, please click the following link: [Drop-In 90 Degree Hybrid Coupler From 130 MHz to 180 MHz Rated To 800 Watts FMCP1033](#)

URL: <http://www.fairviewmicrowave.com/90-degree-hybrid-coupler-130-180-mhz-800-watts-fmcp1033-p.aspx>

The information contained in this document is accurate to the best of our knowledge and representative of the part described herein. It may be necessary to make modifications to the part and/or the documentation of the part, in order to implement improvements. Fairview Microwave reserves the right to make such changes as required. Unless otherwise stated, all specifications are nominal. Fairview Microwave does not make any representation or warranty regarding the suitability of the part described herein for any particular purpose, and Fairview Microwave does not assume any liability arising out of the use of any part or documentation.





TOLERANCE	.XX ± .02 [.50]
IN [mm]	.XXX ± .005 [.127]
ANG.	± 1/2°

* THESE DIMENSIONS AND TOLERANCES
 SUPERSEDE NOTE #1 ON TITLE BLOCK.

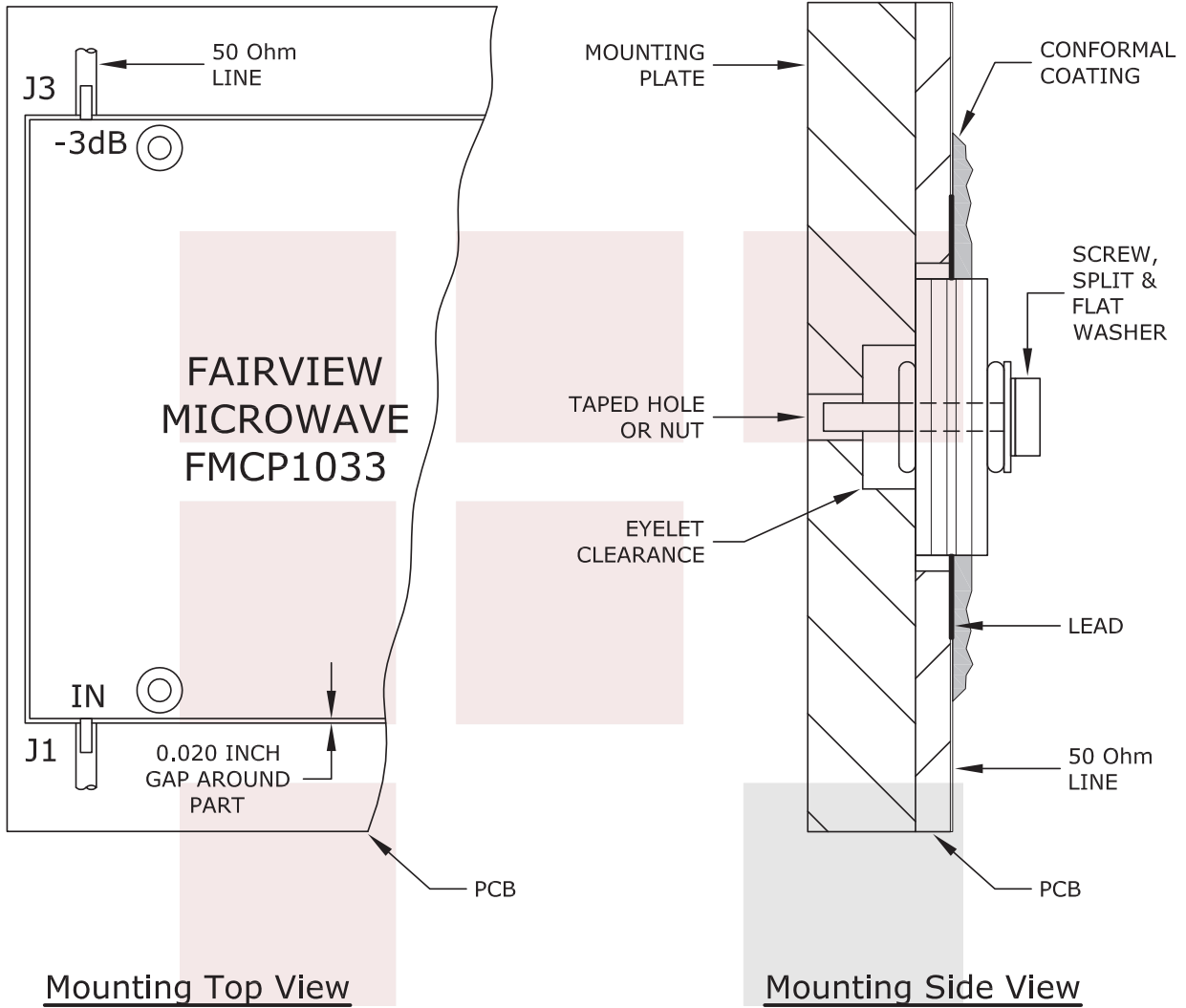
PORT CONFIGURATION				
INPUT	J1	J2	J3	J4
J1	---	ISOLATION	-3dB<0 DEG	-3dB<90 DEG
J2	ISOLATION	---	-3dB<90 DEG	-3dB<0 DEG
J3	-3dB<0 DEG	-3dB<90 DEG	---	ISOLATION
J4	-3dB<90 DEG	-3dB<0 DEG	ISOLATION	---

FAIRVIEW MICROWAVE INC.
 ALLEN, TX 75013 WWW.FAIRVIEWMICROWAVE.COM

NOTES:
 1. UNLESS OTHERWISE SPECIFIED ALL DIMENSIONS ARE NOMINAL.
 2. ALL SPECIFICATIONS ARE SUBJECT TO CHANGE WITHOUT NOTICE AT ANY TIME.
 3. DIMENSIONS ARE IN INCHES [mm].

TITLE
 Drop-In 90 Degree Hybrid Coupler From 130 MHz to
 180 MHz Rated To 800 Watts

DWG NO	FMCP1033		CAGE CODE			3FKR5	
CAD FILE	121415	SHEET	SCALE	N/A	SIZE	A	2233



NOTE:

1. CONFORMAL COATING IS RECOMMENDED AT THE LEAD / 50 Ohm LINE INTERFACE FOR HIGH POWER APPLICATIONS TO PREVENT VOLTAGE ARCING.
2. TO INSURE PROPER GROUNDING THE BOTTOM PLATE OF COUPLER MUST LAY FLAT ON MOUNTING SURFACE. PLEASE ALLOW CLEARANCE FOR ALL EYELET PROJECTIONS IN BASE PLATE.
3. SOLDER LEADS TO 50 Ohm LINES USING LEAD FREE OR Sn63 ALLOY.
4. TORQUE STAINLESS STEEL SCREW, SPLIT AND FLAT WASHER TO 2.5 in-lbs.

FAIRVIEW MICROWAVE INC. ALLEN, TX 75013 WWW.FAIRVIEWMICROWAVE.COM		NOTES: 1. UNLESS OTHERWISE SPECIFIED ALL DIMENSIONS ARE NOMINAL. 2. ALL SPECIFICATIONS ARE SUBJECT TO CHANGE WITHOUT NOTICE AT ANY TIME. 3. DIMENSIONS ARE IN INCHES [mm].			
TITLE Drop-In 90 Degree Hybrid Coupler From 130 MHz to 180 MHz Rated To 800 Watts		DWG NO FMCP1033		CAGE CODE 3FKR5	
CAD FILE	121415	SHEET	SCALE	N/A	SIZE A 2233