

0 to 100 dB Step Attenuator With a 1 dB Step SMA Female Connectors Rated Up To 3 GHz and Up to 2 Watts in a Dial Design

Electrical Specifications*

Description	Min	Typ	Max	Units
Frequency Range	DC		3	GHz
Impedance		50		Ohms
Attenuation Value		0 to 100		dB
Step Size		1		dB
Step Type		Dial		
Input Power			2	Watts
Peak Power			100	Watts
VSWR			1.5:1	

* Values at 25°C, sea level

Specifications by Frequency

Description	F1	F2	F3	F4	F5	Units
Range	DC to 3					GHz
Insertion Loss	1.5					dB
VSWR	1.5:1					
Atten. Accuracy	± 1.5					dB

Mechanical Specifications

Temperature

Operating Range -20 to +85 deg C

Size

Length 4.72 in [119.89 mm]

Height 2.72 in [69.09 mm]

Weight 0.95681 lbs [434 g]

Connectors

Description	Connector 1	Connector 2
Type	SMA Female	SMA Female

Compliance Certifications (visit www.FairviewMicrowave.com for current document)

RoHS Compliant Yes
REACH Compliant 12/17/2014

Plotted and Other Data

Notes:

- Values at 25 °C, sea level

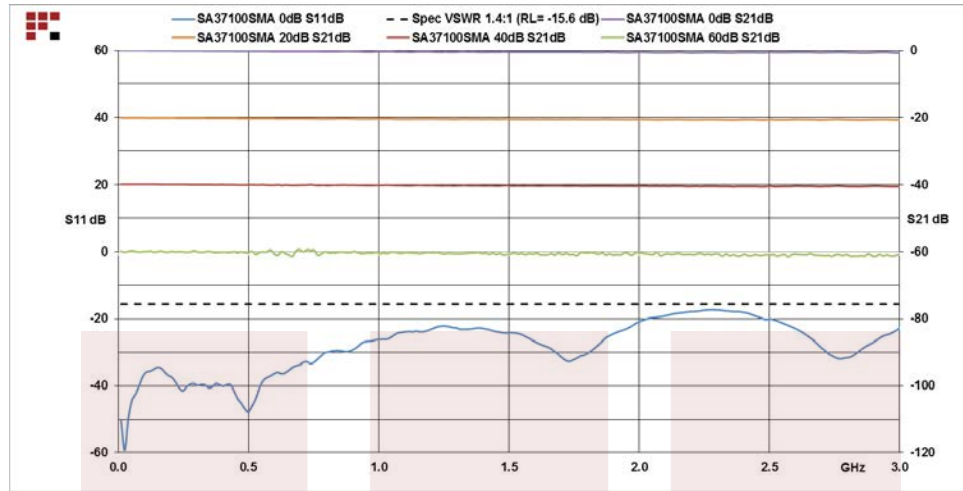


Features:

- Design: Step, Bidirectional Attenuator
- Connector 1: SMA Female
- Connector 2: SMA Female

Fairview Microwave
1130 Junction Dr. #100
Allen, TX 75013
Tel: 1-800-715-4396 / (972) 649-6678
Fax: (972) 649-6689
www.fairviewmicrowave.com
sales@fairviewmicrowave.com

Typical Performance Data

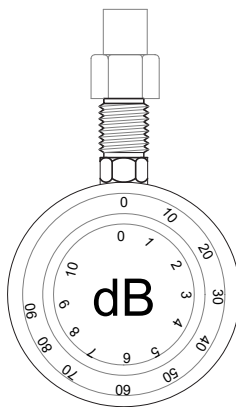
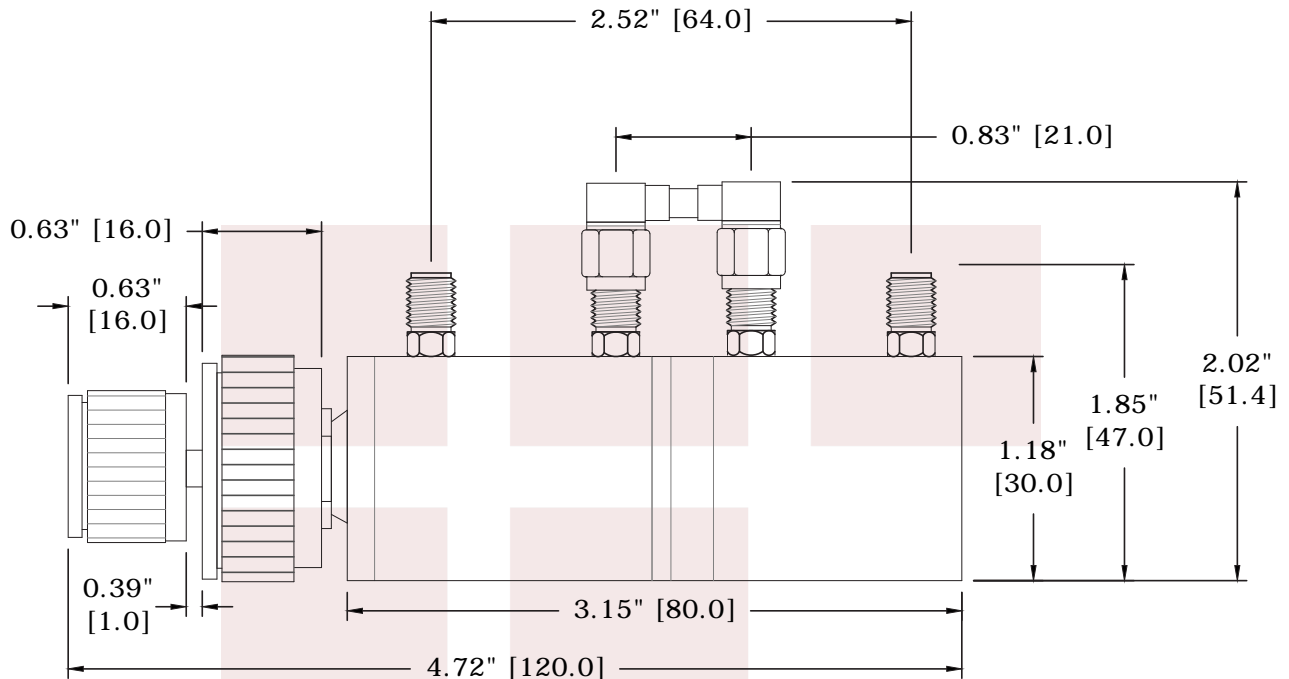


0 to 100 dB Step Attenuator With a 1 dB Step SMA Female Connectors Rated Up To 3 GHz and Up to 2 Watts in a Dial Design from Fairview Microwave is in-stock and available to ship same-day. All of our RF/microwave products are available off-the-shelf from our ISO 9001:2008 certified facilities in Allen, Texas. Fairview Microwave is RF on-demand.

For additional information on this product, please click the following link: [0 to 100 dB Step Attenuator With a 1 dB Step SMA Female Connectors Rated Up To 3 GHz and Up to 2 Watts in a Dial Design SA37100SMA](#)

URL: <http://www.fairviewmicrowave.com/100db-step-attenuator-1db-sma-female-dc-3-ghz-2-watts-sa37100sma-p.aspx>

The information contained in this document is accurate to the best of our knowledge and representative of the part described herein. It may be necessary to make modifications to the part and/or the documentation of the part, in order to implement improvements. Fairview Microwave reserves the right to make such changes as required. Unless otherwise stated, all specifications are nominal. Fairview Microwave does not make any representation or warranty regarding the suitability of the part described herein for any particular purpose, and Fairview Microwave does not assume any liability arising out of the use of any part or documentation.



FAIRVIEW MICROWAVE INC. ALLEN, TX 75013 WWW.FAIRVIEWMICROWAVE.COM		NOTES: 1. UNLESS OTHERWISE SPECIFIED ALL DIMENSIONS ARE NOMINAL. 2. ALL SPECIFICATIONS ARE SUBJECT TO CHANGE WITHOUT NOTICE AT ANY TIME. 3. DIMENSIONS ARE IN INCHES [mm].			
TITLE 0 to 100 dB Step Attenuator With a 1 dB Step SMA Female Connectors Rated Up To 3 GHz and Up to 2 Watts in a Dial Design		DWG NO SA37100SMA		CAGE CODE 3FKR5	
		CAD FILE 011415	SHEET	SCALE N/A	SIZE A