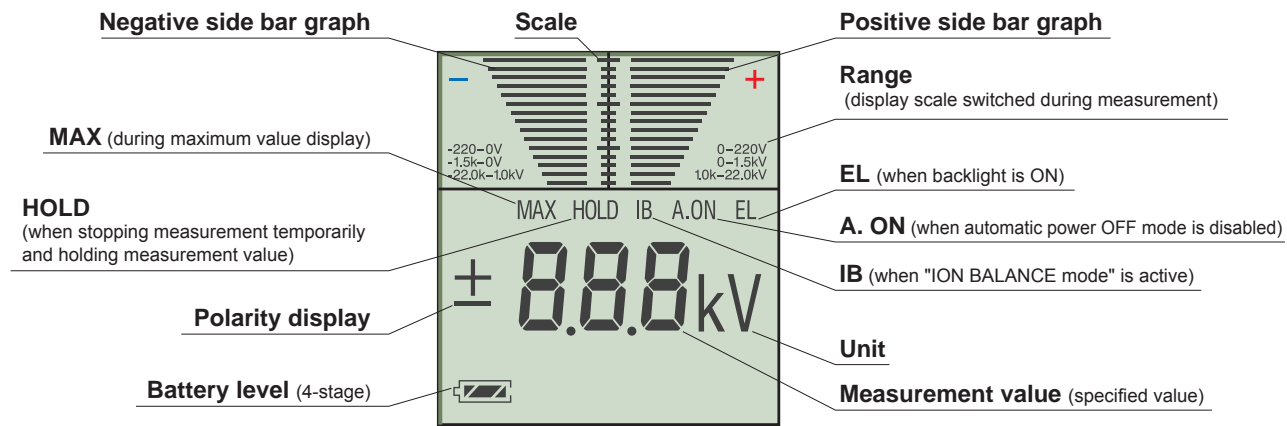
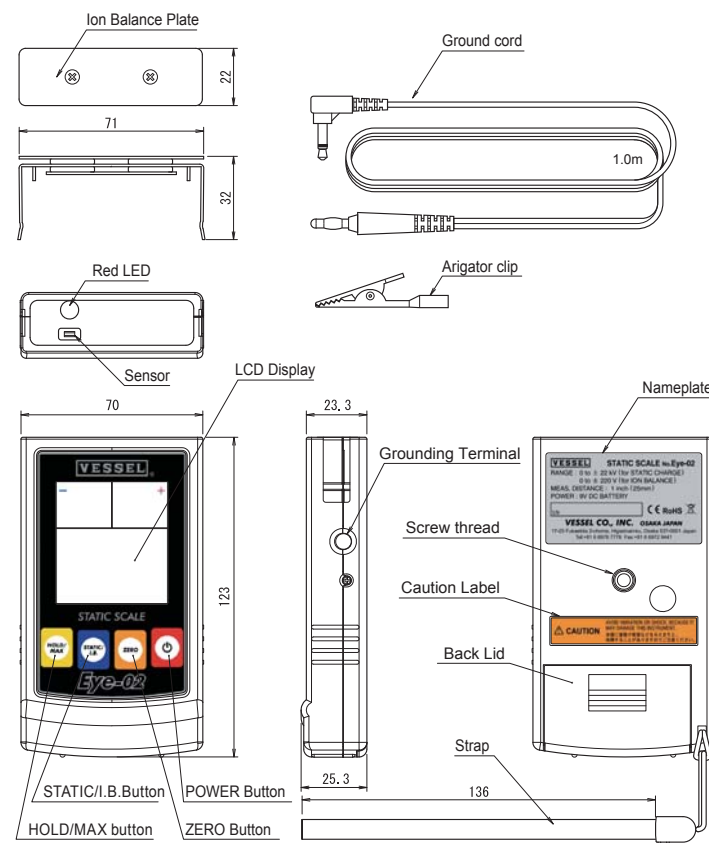


## Product Specifications



## Dimensions and part names



## Specifications

<b>Model</b>	No.Eye-02
<b>Display</b>	<ul style="list-style-type: none"> <li>•Large LCD display (digital and bar graph)</li> <li>•Digital reading: three digits.</li> <li>•Bar graph: Positive polarity is displayed to the right, and the negative polarity to the left.</li> <li>•Functions: MAX, HOLD, IB, A.ON or EL can be selected.</li> <li>•Battery level: The battery level is indicated with a battery mark.</li> </ul>
<b>Static charge voltage measuring</b>	<p>Measurement range : 0 to ± 22.0 kV</p> <p>Over range display : Value flashes, buzzer sounds (when exceeding ± 22.0kV)</p> <p>Digital reading : LO range 0 to ±1.50 kV (□.□□ kV) HI range ± 1.0 to ± 22.0 kV (□.□□kV)</p> <p>Bar graph display : LO range ± 0.1 kV per bar HI range + 1.5 kV per bar</p> <p>Measuring distance : 25mm ±0.5mm (between charged object and the Eye-02)</p>
<b>Ion Balance voltage measuring</b>	<p>Measurement range : 0 to ± 220 V</p> <p>Over range display : Value flashes, buzzer sounds (when exceeding ± 220V)</p> <p>Digital reading : 0 to ±220 kV (□□□ V)</p> <p>Bar graph display : ± 15 V per bar</p>
<b>Accuracy</b>	±10% (LCD display renewal rate: 5 times/second)
<b>Response time</b>	1 second or less
<b>Auto power off</b>	Power is turned off automatically after five minutes. Switch between on and off by pressing the power button.
<b>Display lamp</b>	LED white lamp to assist reading in insufficient brightness. Switch between on and off by pressing the power button.
<b>ZERO Function</b>	The value and bar display can be reset to 0. Hold down the ZERO button during measurement.
<b>HOLD / MAX function</b>	The state can be changed between "temporarily hold the measurement (HOLD)" and "hold the maximum value during measurement (MAX)" with HOLD/MAX button.
<b>Beep sound</b>	Beep sound will be heard during Power-on, Power-off, Over-range, etc.
<b>Power source</b>	9V DC (006) battery (1pce)
<b>Maximum working time</b>	Approx. 30 hours (using alkaline battery)
<b>Ambient conditions</b>	0 to 50 °C, 0 to 80 %RH (no-condensing)
<b>Overall size</b>	123.1 (L)×70 (W) ×25.3 (H)mm; without Ion Balance plate 131 (L) ×73 (W) ×25.3 (H)mm; with Ion Balance plate
<b>Weight with battery</b>	170g; without Ion Balance plate 200g; with Ion Balance plate
<b>Materials</b>	Case: Conductive resin (ABS), Ion Balance Plate (SUS)
<b>Accessories</b>	Ion Balance Plate x 1, Ground Cord w/ alligator clip x 1, Carrying Case x 1

## VESSEL CO., INC.

17-25, Fukae-Kita 2-chome, Higashinari-ku, Osaka 537-0001 JAPAN  
Tel : +81(0)6 6976 7778 Fax : +81(0)6 6972 9441

## VESSEL EUROPE

6, avenue du 1er Mai, ZAE Les Glaises, 91120 Palaiseau FRANCE  
Tel : +33(0)1 69 19 17 42 Fax : +33(0)1 69 19 42 20

E-mail : export@vessel.co.jp URL : <http://www.vessel.co.jp/english/>

•For improvements, the product specifications, size, price and other information may be subject to change without prior notice.

Distributed by

Printed in Japan

14110721.01

**VESSEL**®

Electrostatic Meter shows the peak values of charged potential and ion balance



**NEW**

**STAT·CLEAN Eye-02**


Electrostatic Field Meter



# Charged Potential Measurement - check anywhere with this handy tester

The Eye-02 is ideal measurement device of ionizer's ion balance as well as static electricity, both of which are invisible. Confirm neutralization effect with values in the static electricity control area.

■ **Red cross-mark**  
Guide for 25mm measurement distance.



■ **Wide display**  
The measured potential is displayed with a bar graph and values for quick confirmation!

## Point Other features:

### ■ Battery level display

The battery level is displayed with a 4-stage indicator.

### ■ Over-range alarm

Beyond the measurable voltage, the display flashes and a buzzer sounds to prevent faults.

<Measurement range>  
• Charge potential:  $\pm 22.0\text{kV}$   
• Ion balance:  $\pm 220\text{V}$

### ■ Safety strap

Just slip your wrist through the strap to prevent the tester from dropping.

### ■ Zero-adjustment button

If the level does not stabilize at 0 V, the tester can be set to zero forcibly.

### ■ Conductive ABS case

When holding and measuring, there's no need for a grounding cord if the operator's body is grounded.



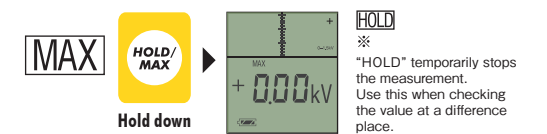
### ■ Portable tester enables measurement even during system operation

Even if conductivity destabilize ion balance, it can be confirmed on the spot.

## Point

### 1. Maximum (peak) value display

This function is efficient for measurement of the "charge of workpieces traveling at a high speed", in which the value changes rapidly, and also efficient for "continuous" measurement, in which changes are monitored over time.



## Point

### 2. Automatic power OFF / continuous measurement

The power turns OFF in five minutes to save the battery (default). This automatic power OFF function can be disabled during "continuous" measurement.



## Point

### 3. Backlight

Illuminate the display to see clearly even in a dark place. Hold down the power button to switch the modes (EL/A.ON).



## Point

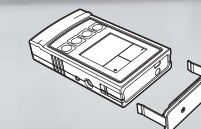
### 4. Mount on a tripod

The Eye-02 has screw threads for tripod on its backside, enabling operator to measure ionizer's performance in a stable environment.



### ■ Ion balance plate

Mount the enclosed plate to measure ion balance.



Measure the ionizer performance on a cell work bench or in-line from a fixed position.

## Ion balance measurement